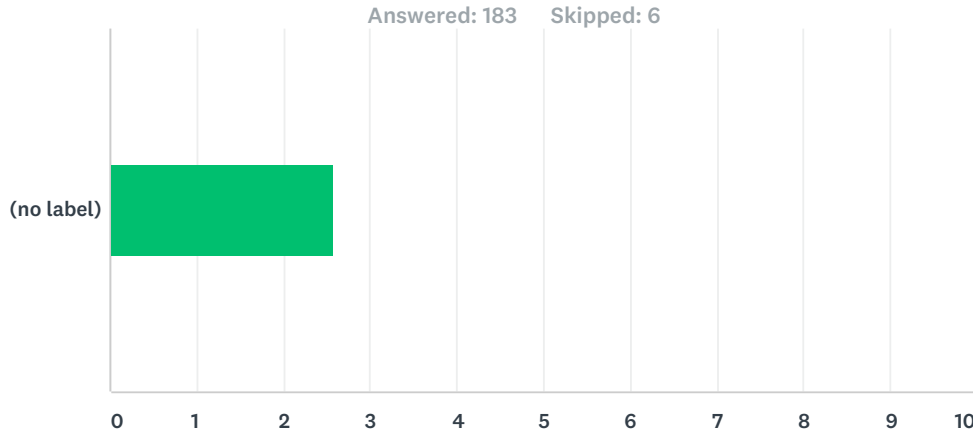
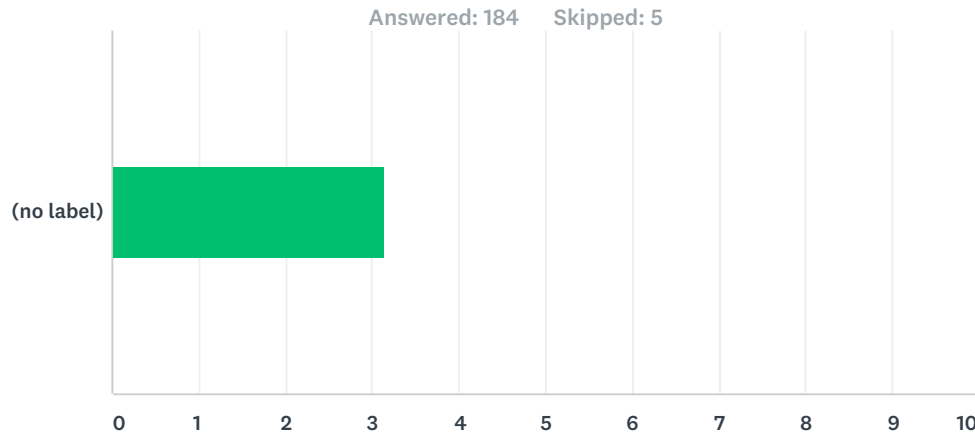


Q1 As City Council contemplates a possible 2017 ballot measure and other sources of potential funding for this project, please indicate your level of support for the Fire Department Training Facility project concept.



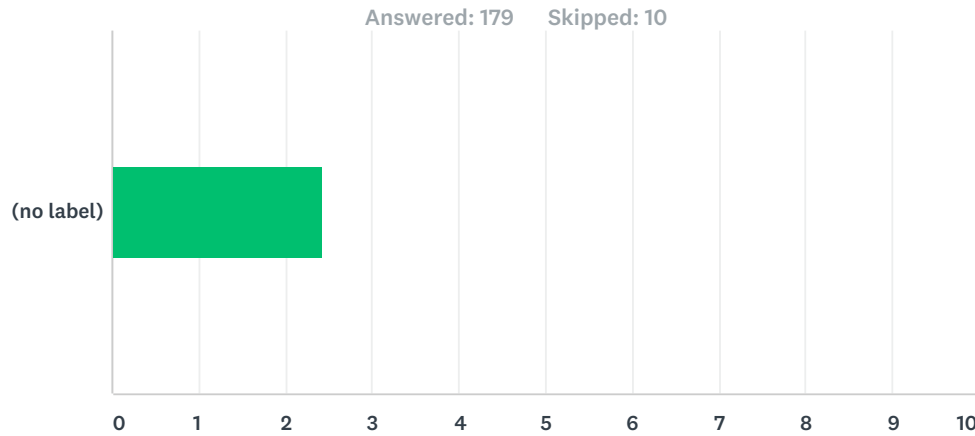
| | Do Not Support | Somewhat Support | Generally Support | Strongly Support | Very Strongly Support | Total | Weighted Average |
|------------|----------------|------------------|-------------------|------------------|-----------------------|-------|------------------|
| (no label) | 36.61% 67 | 16.39% 30 | 18.03% 33 | 10.93% 20 | 18.03% 33 | 183 | 2.57 |

Q2 As City Council contemplates a possible 2017 ballot measure and other sources of potential funding for this project, please indicate your level of support for the Library Expansion project concept.



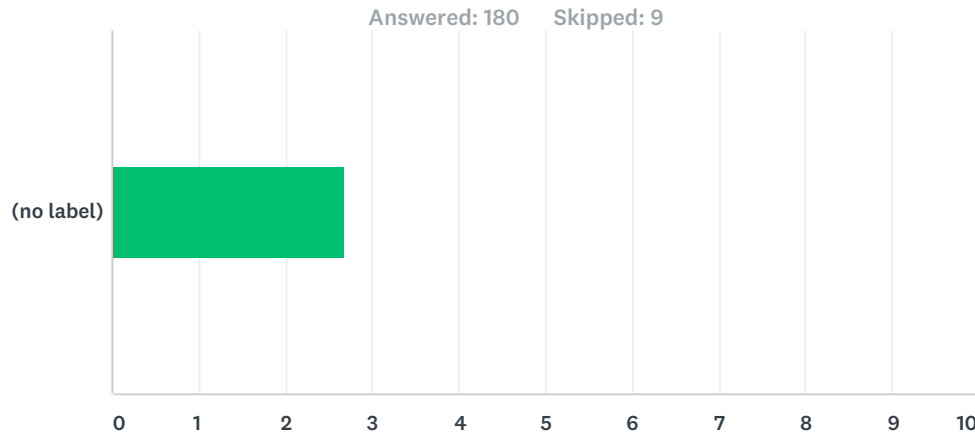
| | Do Not Support | Somewhat Support | Generally Support | Strongly Support | Very Strongly Support | Total | Weighted Average |
|------------|----------------|------------------|-------------------|------------------|-----------------------|-------|------------------|
| (no label) | 18.48% 34 | 17.93% 33 | 18.48% 34 | 22.28% 41 | 22.83% 42 | 184 | 3.13 |

Q3 As City Council contemplates a possible 2017 ballot measure and other sources of potential funding for this project, please indicate your level of support for the Hiawatha Gardens Future Use project concept.



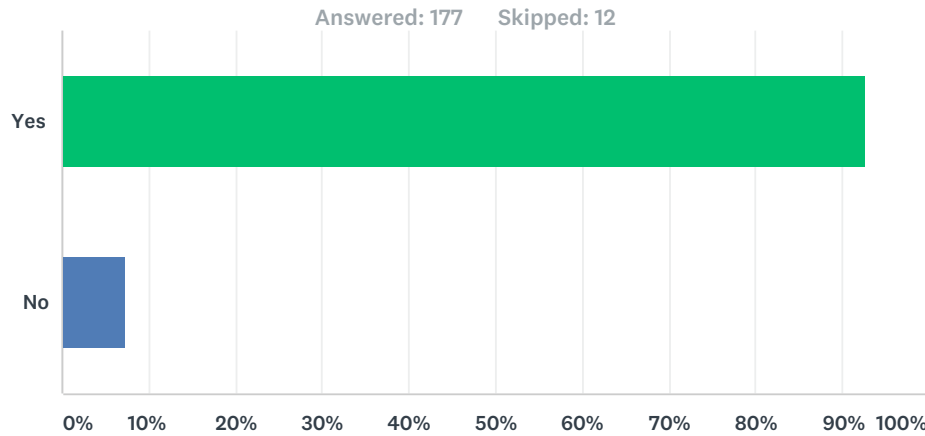
| | Do Not Support | Somewhat Support | Generally Support | Strongly Support | Very Strongly Support | Total | Weighted Average |
|------------|----------------|------------------|-------------------|------------------|-----------------------|-------|------------------|
| (no label) | 39.66% 71 | 16.76% 30 | 19.55% 35 | 8.94% 16 | 15.08% 27 | 179 | 2.43 |

Q4 As City Council contemplates a possible 2017 ballot measure and other sources of potential funding for this project, please indicate your level of support for the City Hall Interior Remodel project concept.



| | Do Not Support | Somewhat Support | Generally Support | Strongly Support | Very Strongly Support | Total | Weighted Average |
|------------|----------------|------------------|-------------------|------------------|-----------------------|-------|------------------|
| (no label) | 22.22% 40 | 21.11% 38 | 32.78% 59 | 13.89% 25 | 10.00% 18 | 180 | 2.68 |

Q5 Do you support the City Council placing a question on the November 2017 ballot for citizens to vote on allowing the development of broadband (high-speed internet) in Manitou Springs?



| Answer Choices | Responses | |
|----------------|---------------|------------|
| Yes | 92.66% | 164 |
| No | 7.34% | 13 |
| Total | | 177 |

Q6 Please provide any further comments or suggestions you have in regard to projects or issues you would like the City of Manitou Springs to work on, or let us know if you have questions you would like the City to answer.

Answered: 69 Skipped: 120

Q7 Please provide the following information if you requested further information or would like for us to contact you regarding future public meetings and City projects.

Answered: 50 Skipped: 139

| Answer Choices | Responses | |
|-----------------|-----------|----|
| Name | 98.00% | 49 |
| Company | 14.00% | 7 |
| Address | 86.00% | 43 |
| Address 2 | 6.00% | 3 |
| City/Town | 84.00% | 42 |
| State/Province | 82.00% | 41 |
| ZIP/Postal Code | 82.00% | 41 |
| Country | 0.00% | 0 |
| Email Address | 84.00% | 42 |
| Phone Number | 70.00% | 35 |