

Manitou Springs Police Department Monthly Report June 2017

Staffing

- Four Vacancies.
- Hiring:
 - Process started May 25th with application deadline of July 1st.
 - 24 applicants, 3 out of state certified eligible.
 - Personal History Questionnaires' due by July 14th.
 - Testing will be held August 3rd and 4th
 - One Candidates currently in background check

Community Policing Update

- Ruxton Ave plan active. Resumed morning details at the base of the incline.
- LEEP – From Officer Alex Ballard – In the month of June Manitou Springs Officers contacted multiple camps in the areas surrounding the city of Manitou Springs. Due to the fact we made contacts with parties at those camps quickly, none of the camps became “dug in” and did not require a cleanup to be performed. Most of the parties we contacted had only been in the area for a short time prior to us contacting them. No extra duty patrols were performed, and there have been little to no reports of camps from citizens, to my knowledge.
- Bear Smart Task Force – Officers attended the meeting however were called away.

Projects

- Officers are participating in LEAF grant funded overtime for DUI enforcement
- SARA model training for all officers Completed
- EForce Records Management System (RMS)
 - Incident Based Reporting (IBR) automated submission – Thanks to Betheny's great work, we are now Certified.
 - Connection to Community Crime Mapping –You can find it at www.communitycrimemap.com
- Provided the Mayor with a plan to deal with Narcotics activities in the City.
- Submitted application for ballistic vest grant.

Grant Funded Enforcement Activity

Law Enforcement Assistance Fund (LEAF) DUI Enforcement:

| | |
|-----------------|--------------------|
| Shifts worked | 6 for 36 man-hours |
| Number of stops | 60 |
| Citations | 3 |
| Warrant Arrest | 1 |
| DUI's | 5 |

Emergency Management Activity

- Flash Flood Incident Action Plan (IAP) issued.
- Continuity of Operation Plan (COOP)
 - Nearing completion.
 - Next step is to add the newly created Recovery Department.
- City Emergency Operations plan last updated May 2016.

Goals Update

1. “Establish and maintain a sworn officer on foot patrol in the business district for ten hours every day (weather permitting) from May 1st through Labor Day and on weekends from

Labor Day through October 31” - We continue to fill walking beats on weekends with good weather. Contract for 2017 EPSO extra Duty is in place. We were able to fill most of May and June walking beats with MSPD officers on voluntary overtime.

2. “Emphasize quality of life issues on the Ruxton corridor and establish a plan and document actions based on local law enforcement capabilities to address those issues.”
– Presence at the base from 0430-0600 every day when available
3. “Align MSPD staffing with identifiable needs and Council goals and hire sufficient numbers of officers to satisfy those needs.” – See Staffing section above
4. “Continue to develop Manitou Springs Police Department’s public image as staffed by a team of able officers who are engaging and friendly.” Walking beats are creating a lot of positive interactions with the community and visitors.
5. “The City of Manitou Springs is an enjoyable and rewarding place to work” – SIGMA testing to occurred the first week of April and employees are embarking on renewed commitments to eat well and exercise more.

Meetings Chief Attended (not all inclusive)

NextGen911 Subcommittee Meeting

Weekly Meetings with Mayor

Waldo Fire 5 year Celebration

Public Safety Cyber-attack exercise planning

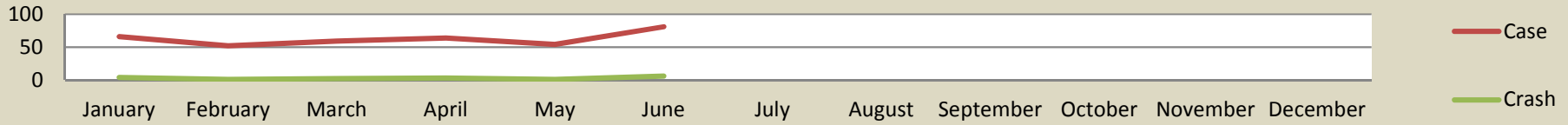
| <u>Date</u> | <u>Class Title</u> | <u>Location</u> | <u>Cost</u> | <u>Expense</u> | <u>Hours</u> | <u>Officer Name</u> |
|-------------|------------------------------|-----------------|-------------|----------------|--------------|---------------------|
| | | | | \$0.00 | | |
| 6/12/2017 | Detective & New Investigator | Denver SO | \$475.00 | | 40 | Livingston |
| | | | | | | |
| 06/26-29/17 | CACP | Hotel Elegante | | | 32 | Ribeiro |
| 06/26-29/17 | CACP | Hotel Elegante | | | 32 | Warden |
| | | | | | | |
| | | | | | | |
| | | | \$475.00 | \$0.00 | 104 | |

2017 YEAR TO DATE STATS

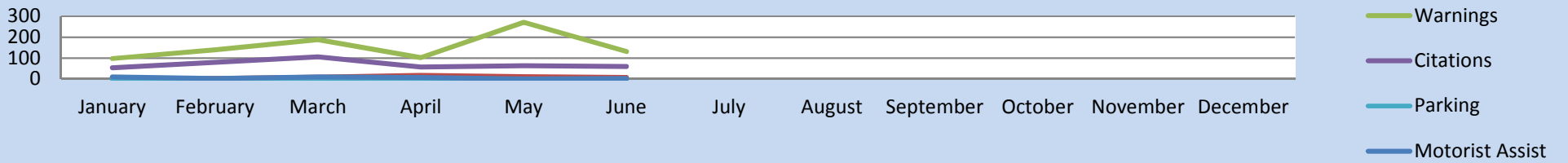
Updated 07/05/17

| Month | Reports | | Traffic | | | | | Misdemeanor | | | | Felony | | Officer Activity | | | | | | Staffing | | | | | |
|---------------------------|------------|-----------|-----------|------------|------------|----------|-----------------|---------------------|----------------|------------------|-----------|-------------------|-----------|----------------------------|-----------|------------------|---------------------------|---------------------|-------------|---------------------|----------|-----------|---------------|--------------|------------------|
| | Case | Crash | DUI | Warnings | Citations | Parking | Motorist Assist | Juv Arrest/Citation | City Citations | County Citations | Warrants | Arrest/ Citations | Warrants | Hospital Transport / Detox | FIR Cards | Dispatched Calls | Officer Initated Activity | Calls Outside of MS | Total | Foot Patrol (Hours) | Other | Sworn FTE | Sworn Current | Civilian FTE | Civilian Current |
| January | 66 | 4 | 5 | 98 | 54 | 0 | 10 | 1 | 8 | 5 | 11 | 7 | 2 | 12 | 0 | 267 | 310 | 31 | 608 | 61.8 | 0 | 16 | 2 | 2 | 0 |
| February | 52 | 1 | 3 | 140 | 80 | 0 | 3 | 0 | 20 | 3 | 17 | 5 | 4 | 6 | 0 | 239 | 386 | 31 | 656 | 140 | 0 | 16 | 3 | 2 | 0 |
| March | 59 | 2 | 9 | 188 | 106 | 0 | 10 | 2 | 28 | 3 | 10 | 4 | 8 | 3 | 0 | 271 | 474 | 51 | 796 | 99.7 | 0 | 16 | 3 | 2 | 0 |
| April | 64 | 3 | 18 | 102 | 57 | 0 | 7 | 2 | 4 | 4 | 11 | 12 | 0 | 3 | 0 | 329 | 419 | 47 | 795 | 94.8 | 0 | 17 | 3 | 2 | 0 |
| May | 54 | 1 | 11 | 271 | 63 | 0 | 0 | 2 | 2 | 3 | 10 | 1 | 1 | 10 | 0 | 299 | 603 | 49 | 951 | 213 | 0 | 17 | 3 | 2 | 0 |
| June | 81 | 6 | 8 | 131 | 60 | 0 | 2 | 0 | 18 | 5 | 12 | 0 | 2 | 6 | 0 | 368 | 475 | 62 | 905 | 305 | 0 | 17 | 4 | 2 | 0 |
| July | | | | | | | | | | | | | | | | | | | | | | | | | |
| August | | | | | | | | | | | | | | | | | | | | | | | | | |
| September | | | | | | | | | | | | | | | | | | | | | | | | | |
| October | | | | | | | | | | | | | | | | | | | | | | | | | |
| November | | | | | | | | | | | | | | | | | | | | | | | | | |
| December | | | | | | | | | | | | | | | | | | | | | | | | | |
| YTD Total | 376 | 17 | 54 | 930 | 420 | 0 | 32 | 7 | 80 | 23 | 71 | 29 | 17 | 40 | 0 | 1773 | 2667 | 271 | 4711 | 915 | 0 | | | | |

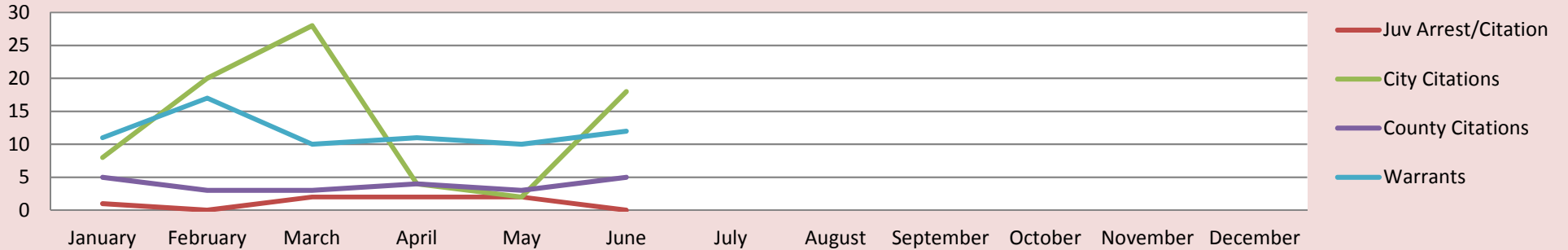
Case Reports




Traffic

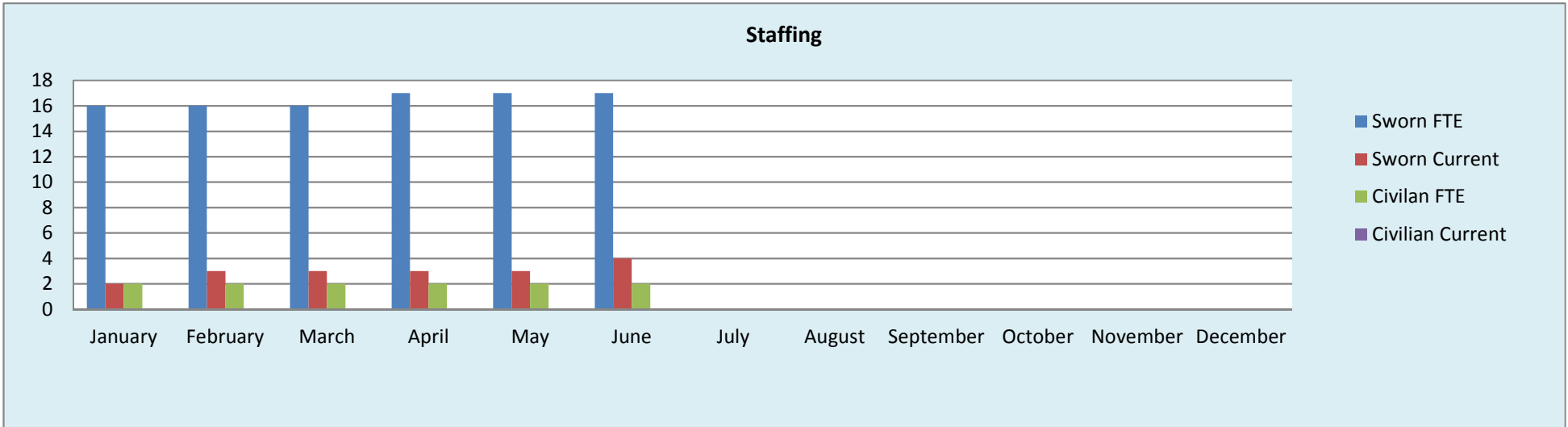
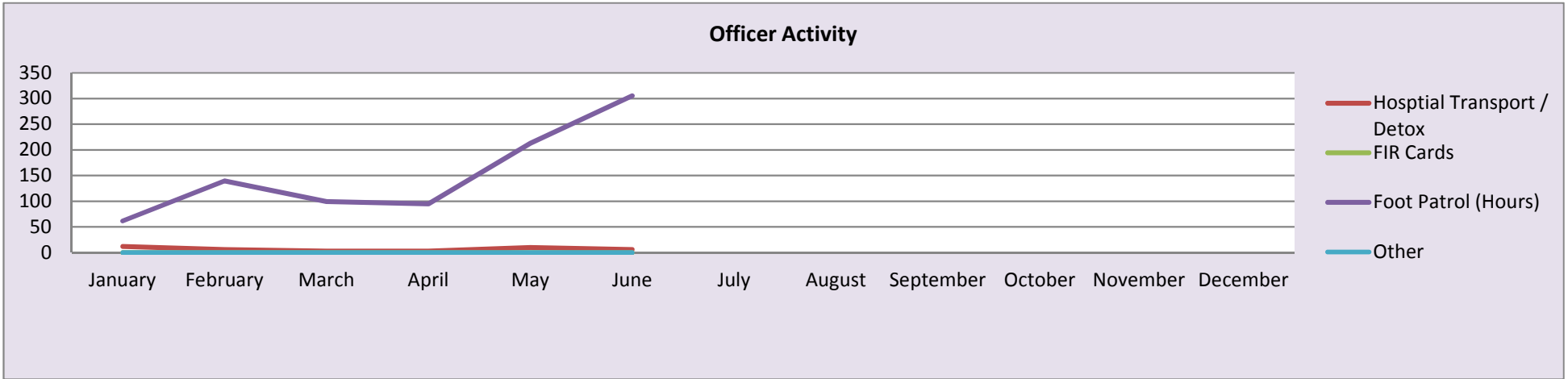
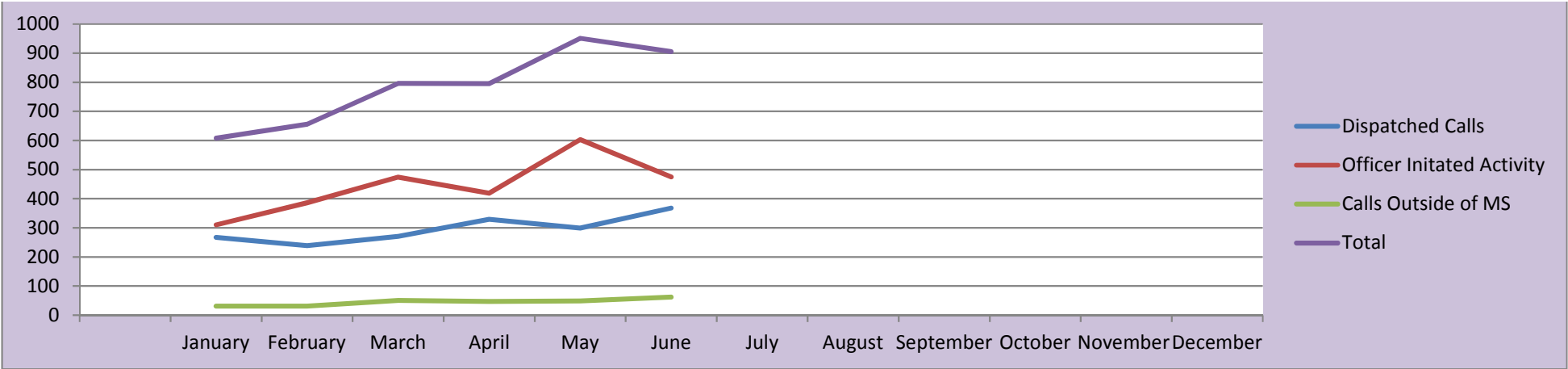


Misdemeanor

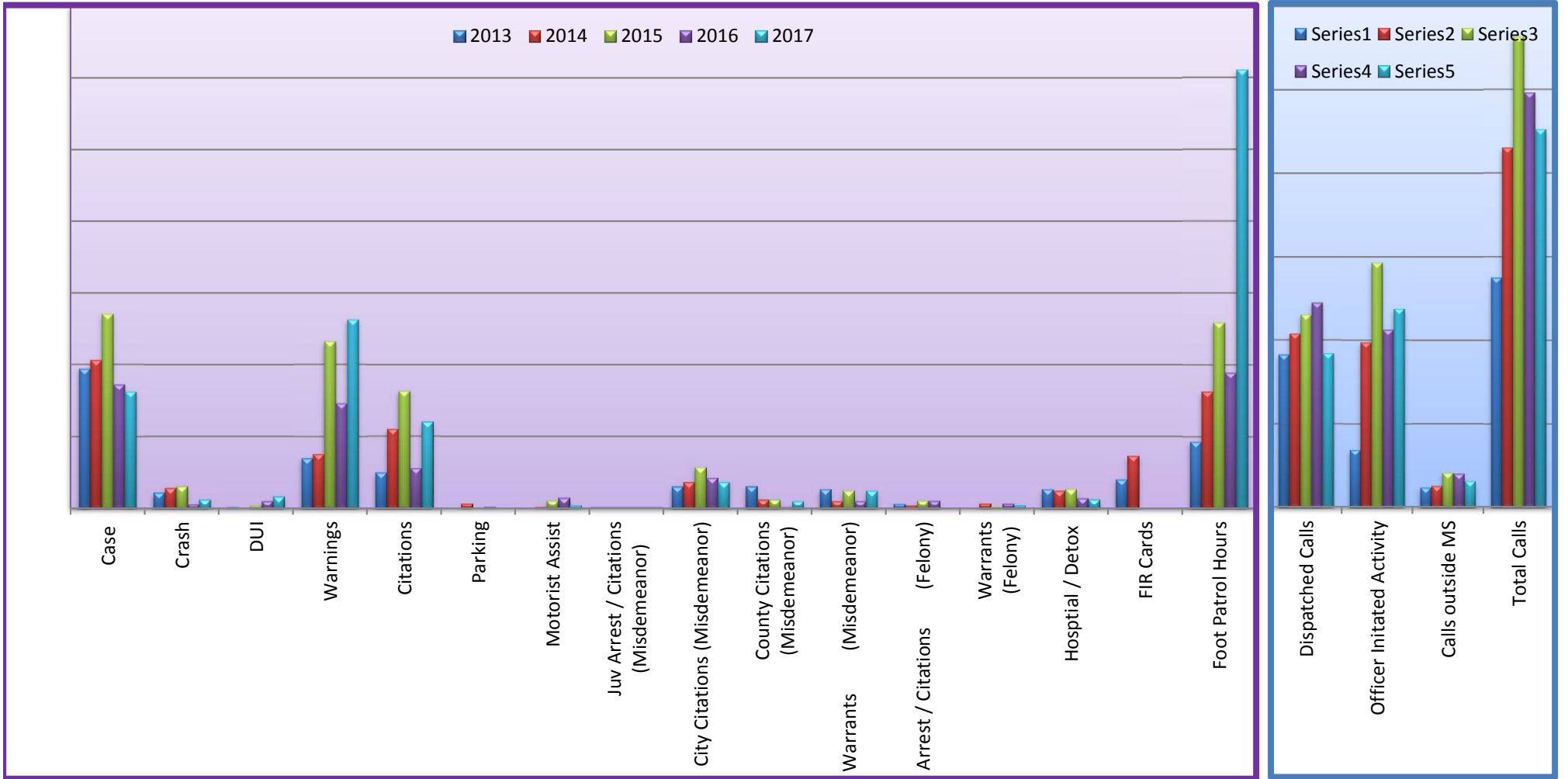


Felony



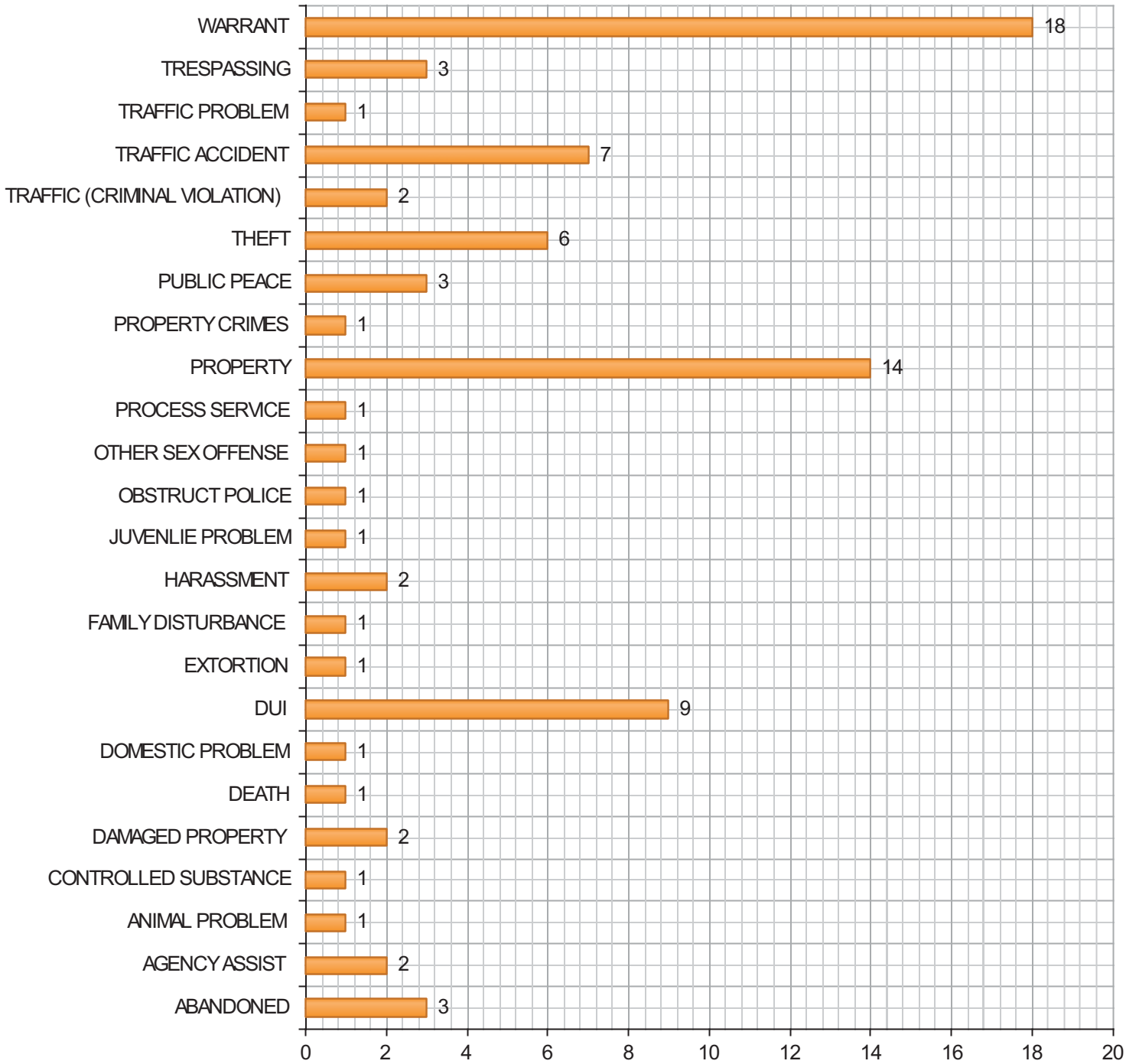


June

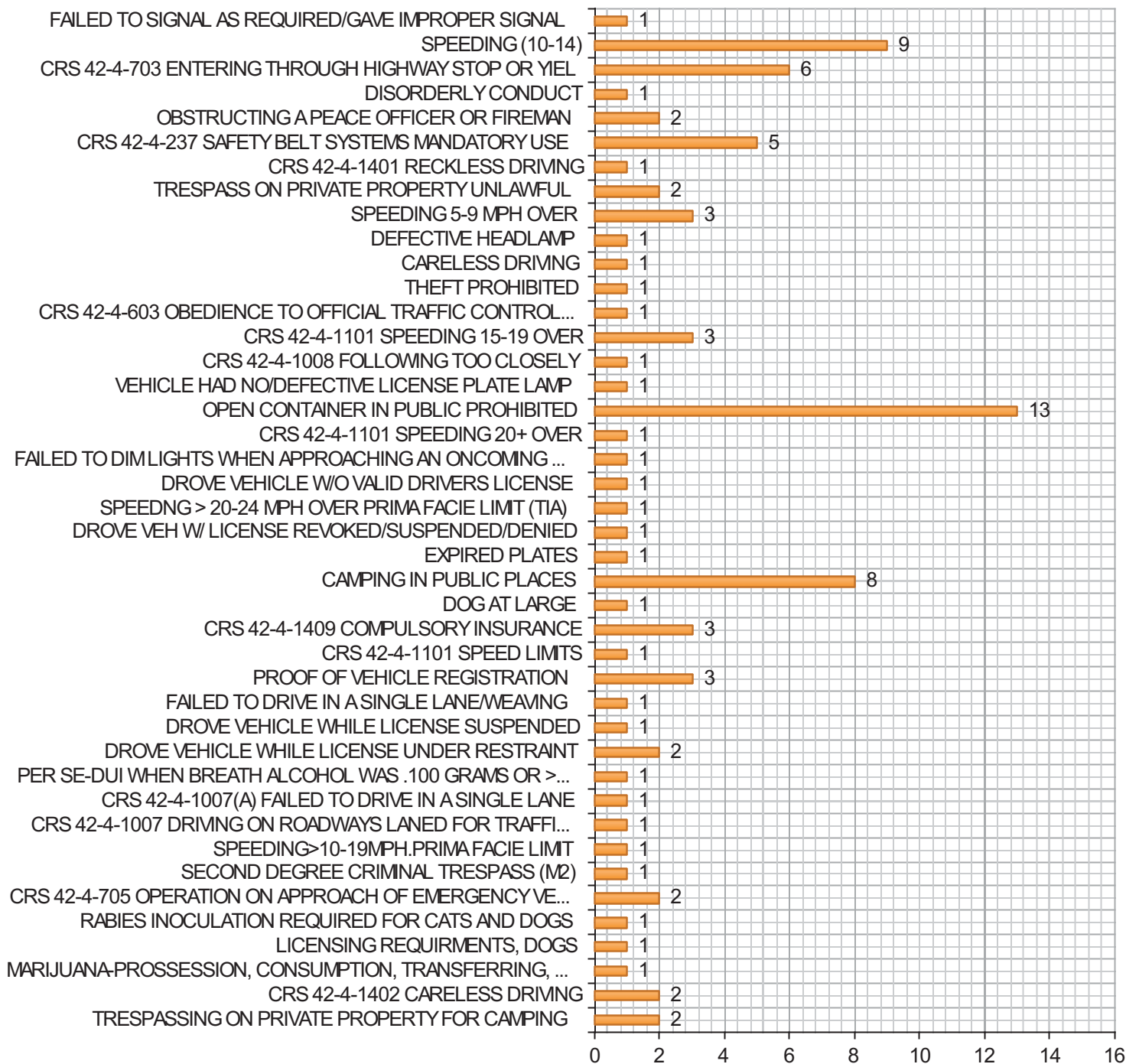


| | | | | | | | | | | | | | | | | | | | | |
|------|-----|----|---|-----|----|---|---|---|----|----|----|---|---|----|----|-------|-----|-----|----|------|
| 2013 | 97 | 11 | 1 | 35 | 25 | 0 | 0 | 0 | 15 | 15 | 13 | 3 | 0 | 13 | 20 | 46.6 | 365 | 138 | 47 | 550 |
| 2014 | 103 | 14 | 0 | 38 | 55 | 3 | 1 | 0 | 18 | 6 | 5 | 2 | 3 | 12 | 36 | 81.4 | 415 | 395 | 51 | 861 |
| 2015 | 135 | 15 | 2 | 116 | 81 | 0 | 5 | 0 | 28 | 6 | 12 | 5 | 1 | 13 | 0 | 129.3 | 460 | 585 | 81 | 1126 |
| 2016 | 86 | 3 | 5 | 73 | 28 | 1 | 7 | 0 | 21 | 1 | 5 | 5 | 3 | 7 | 0 | 94.5 | 489 | 425 | 79 | 993 |
| 2017 | 81 | 6 | 8 | 131 | 60 | 0 | 2 | 0 | 18 | 5 | 12 | 0 | 2 | 6 | 0 | 305.4 | 368 | 475 | 62 | 905 |

JUNE 2017 CASES



JUNE 2017 CITATIONS





HUMANE SOCIETY OF THE PIKES PEAK REGION KENNEL STATISTICS FOR **Manitou Springs**

INTAKES BETWEEN 01/01/17 AND 06/30/17

| | TOTAL | 3/2017 | | | | 6/2017 | | | |
|--------------|-----------|-----------|----------|-----------|----------|-----------|-----------|-----------|----------|
| | | Total | CAT | DOG | OTHER | Total | CAT | DOG | OTHER |
| TOTAL | 77 | 28 | 9 | 18 | 1 | 49 | 25 | 22 | 2 |
| STRAYS | 31 | 12 | 4 | 8 | | 19 | 7 | 12 | |
| DISPO REQ | 4 | 2 | 1 | 1 | | 2 | | 2 | |
| EUTH REQ | 6 | 2 | 1 | 1 | | 4 | 1 | 3 | |
| EVICT/ARRE | 2 | | | | | 2 | | 2 | |
| OWNER SUR | 26 | 8 | 1 | 6 | 1 | 18 | 15 | 1 | 2 |
| RETURN | 2 | | | | | 2 | | 2 | |
| SURGERY | 4 | 3 | 1 | 2 | | 1 | 1 | | |
| TNR | 2 | 1 | 1 | | | 1 | 1 | | |

OUTCOMES BETWEEN 01/01/17 AND 06/30/17

| | TOTAL | 3/2017 | | | | 6/2017 | | | |
|--------------|-----------|-----------|-----------|-----------|----------|-----------|-----------|-----------|----------|
| | | Total | CAT | DOG | OTHER | Total | CAT | DOG | OTHER |
| TOTAL | 77 | 28 | 12 | 14 | 2 | 49 | 21 | 26 | 2 |
| ADOPTION | 31 | 12 | 6 | 5 | 1 | 19 | 10 | 7 | 2 |
| DISPOSAL | 4 | 2 | 1 | 1 | | 2 | | 2 | |
| EUTH | 16 | 4 | 1 | 2 | 1 | 12 | 7 | 5 | |
| RTO | 18 | 5 | 1 | 4 | | 13 | 1 | 12 | |
| SNR | 2 | 1 | 1 | | | 1 | 1 | | |
| SURGERY | 4 | 3 | 1 | 2 | | 1 | 1 | | |
| TNR | 2 | 1 | 1 | | | 1 | 1 | | |



HUMANE SOCIETY OF THE PIKES PEAK REGION
PERFORMANCE INDICATORS
JURISDICTION: MANITOU SPRINGS

| | 3-17 1Q | 6-17 2Q | YTD |
|--|-------------------|-------------------|------------|
| Requests for Service in the Field | 51 | 65 | 116 |
| Requests for Service regarding Aggressive Dogs | 1 | 0 | 1 |
| Requests for Service regarding Injured Animals | 2 | 2 | 4 |
| Requests for Service regarding Dogs at Large | 8 | 6 | 14 |
| Court Appearances by Officers | 0 | 2 | 2 |
| Investigations | 7 | 11 | 18 |
| Bite Reports Received | 3 | 2 | 5 |
| Licenses Sold | 94 | 93 | 187 |
| Animals Impounded in the Field | 7 | 8 | 15 |
| Summonses Issued | 1 | 4 | 5 |
| Warnings Issued | 7 | 4 | 11 |
| Licenses sold in the Field | 11 | 2 | 13 |
| Citation for Cruelty | 0 | 1 | 1 |
| Citation for Dangerous Animal | 1 | 0 | 1 |
| Citation for Licensing | 0 | 2 | 2 |